



EARTHCHECK

EARTHCHECK

PREPARED FOR ANDRÉ RUSS

EXECUTIVE SUMMARY

2021 - 2022

SUCCESSSES

WASTE SENT TO LANDFILL

LAST YEAR
0.856
L / SQUARE METRE

THIS YEAR
0.817
L / SQUARE METRE

✓ **4.5 %**

GREENHOUSE GAS EMISSIONS (SCOPE 1 AND SCOPE 2)

LAST YEAR
19.7
KG CO₂-E / SQUARE METRE

THIS YEAR
0.000
KG CO₂-E / SQUARE METRE

✓ **100.0 %**

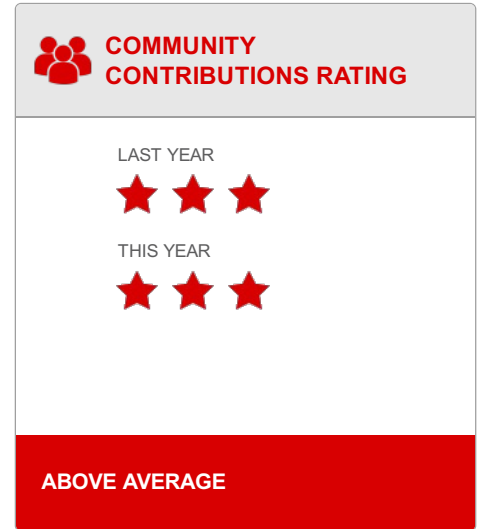
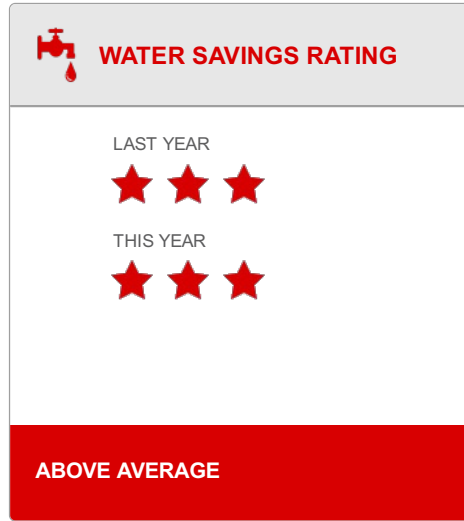

POTABLE WATER CONSUMPTION

LAST YEAR
416.4
L / SQUARE METRE

THIS YEAR
414.5
L / SQUARE METRE

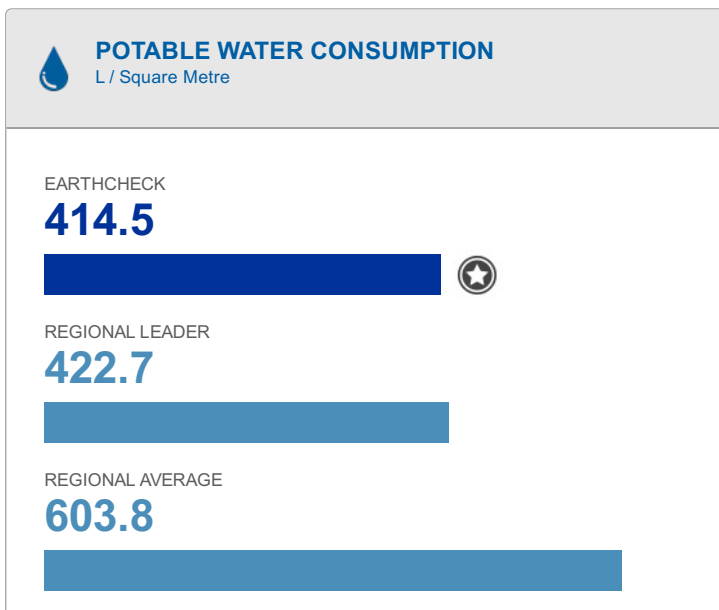
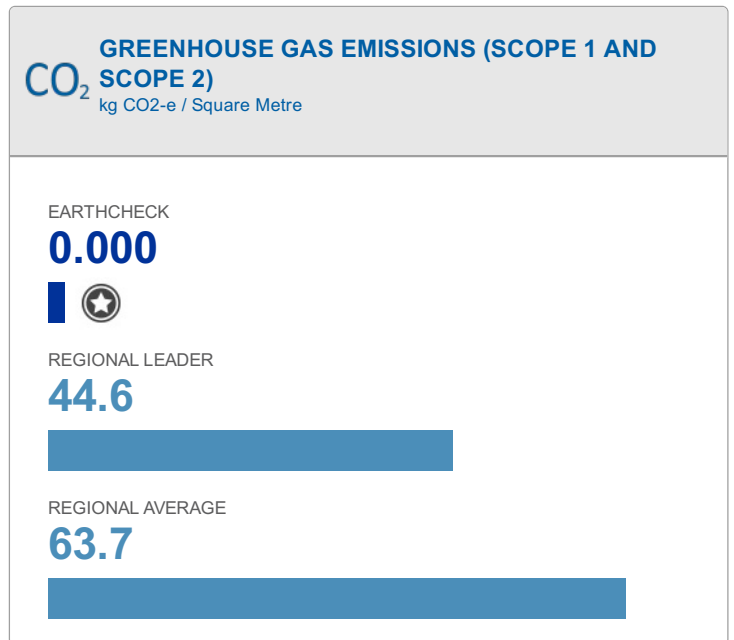
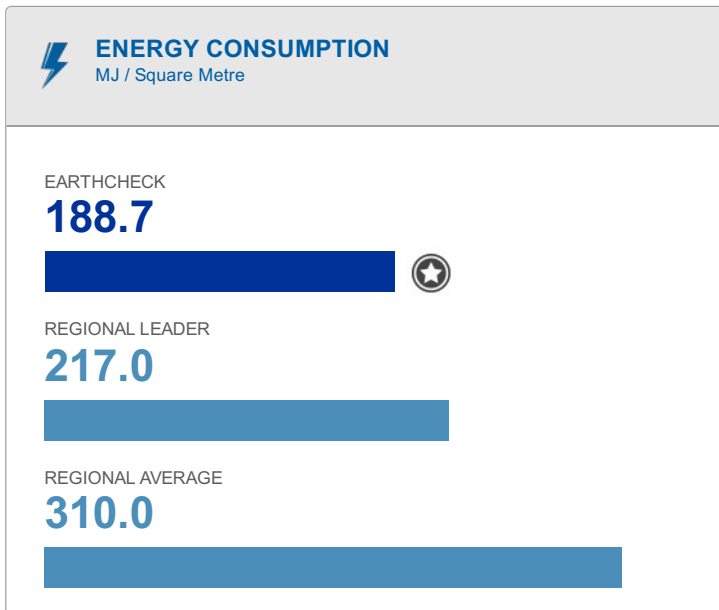
✓ **0.5 %**

AREAS FOR IMPROVEMENT

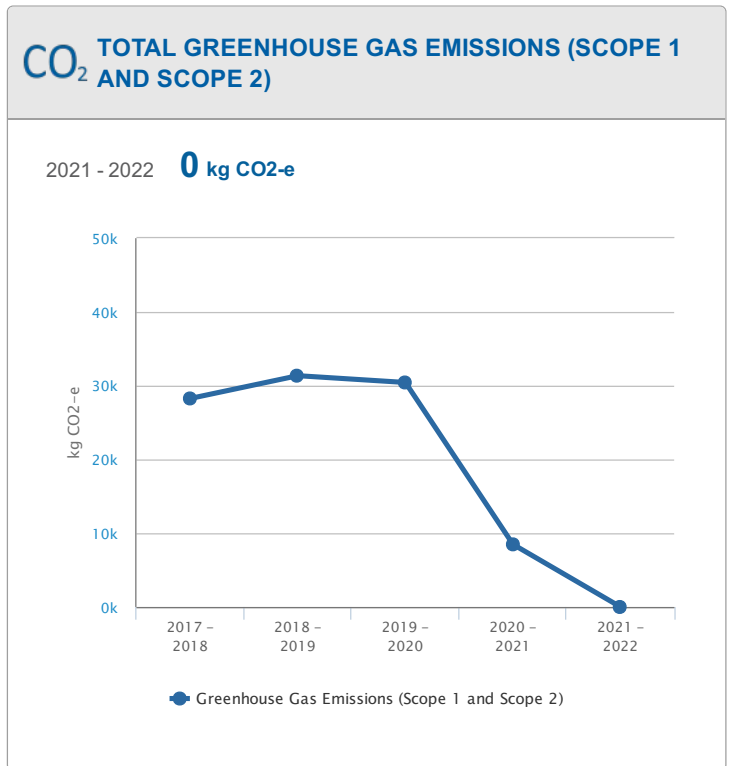
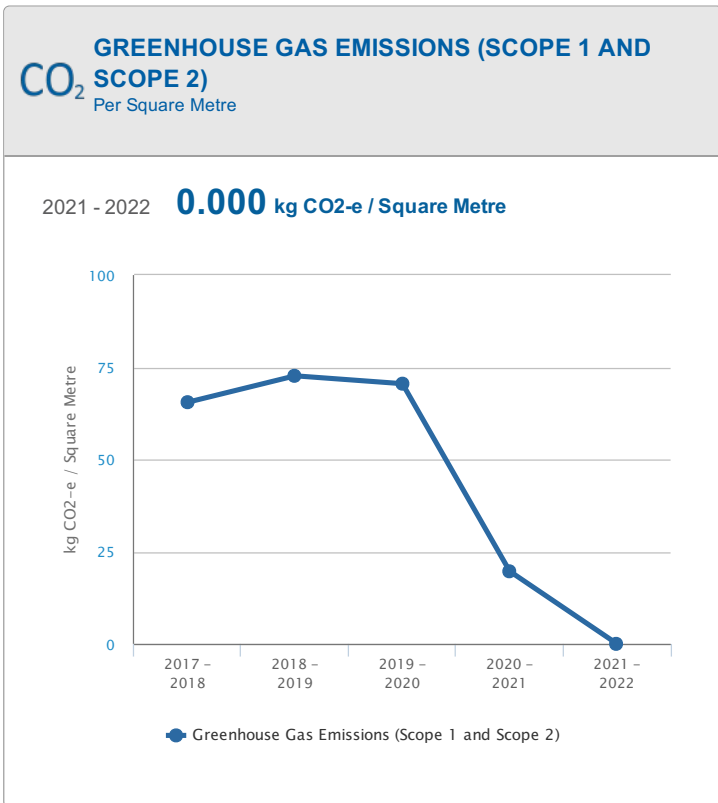
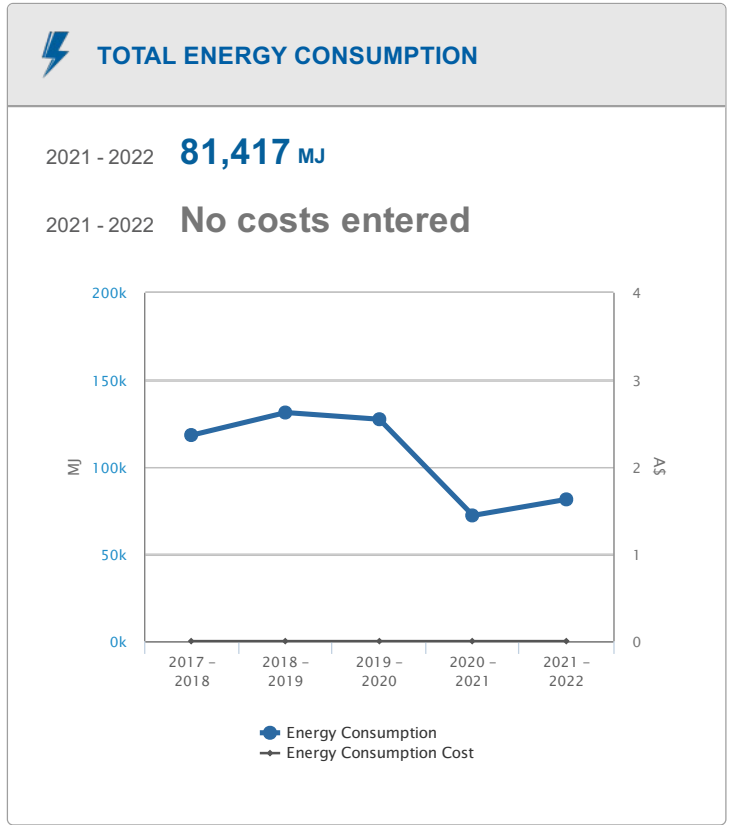
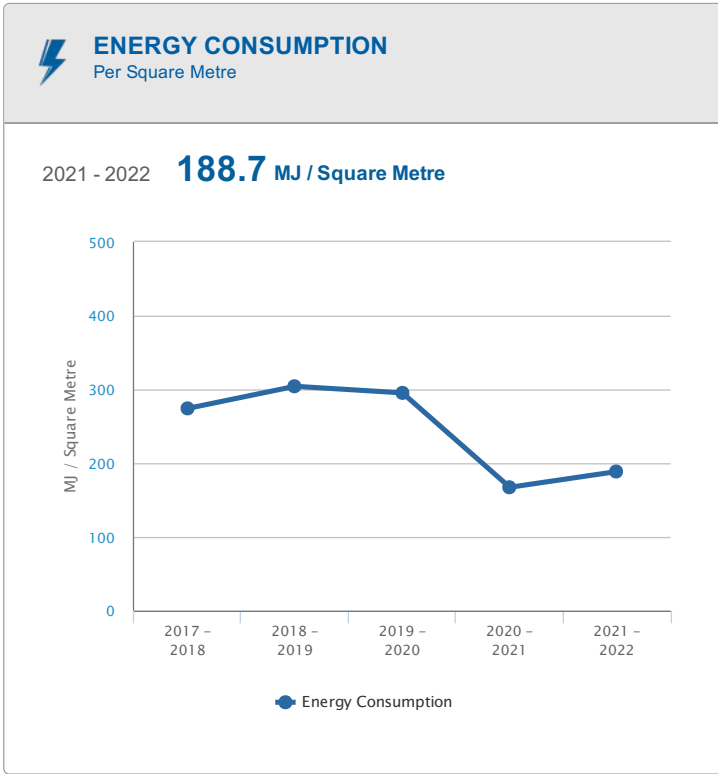


HOW YOU COMPARE TO YOUR COMPETITORS

 REGIONAL LEADER
  ABOVE AVERAGE
  BELOW AVERAGE



YOUR PROGRESS

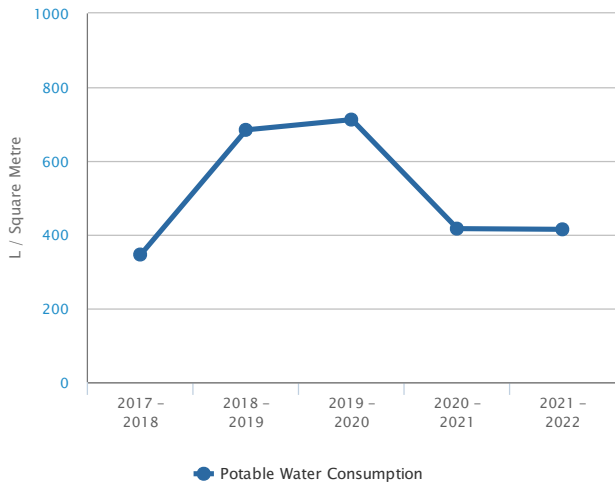




POTABLE WATER CONSUMPTION

Per Square Metre

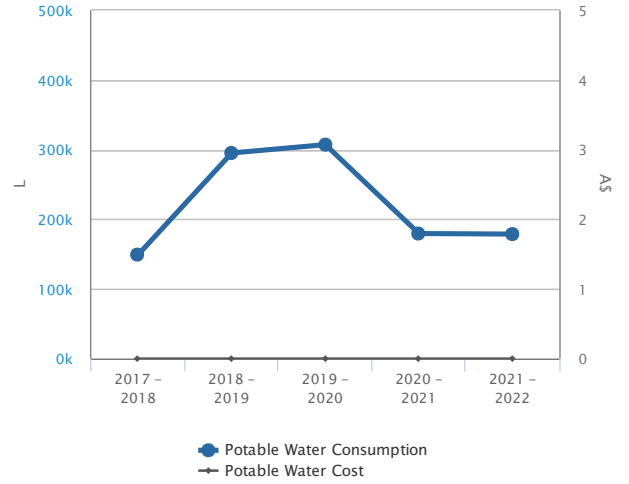
2021 - 2022 **414.5 L / Square Metre**



TOTAL POTABLE WATER CONSUMPTION

2021 - 2022 **178,830 L**

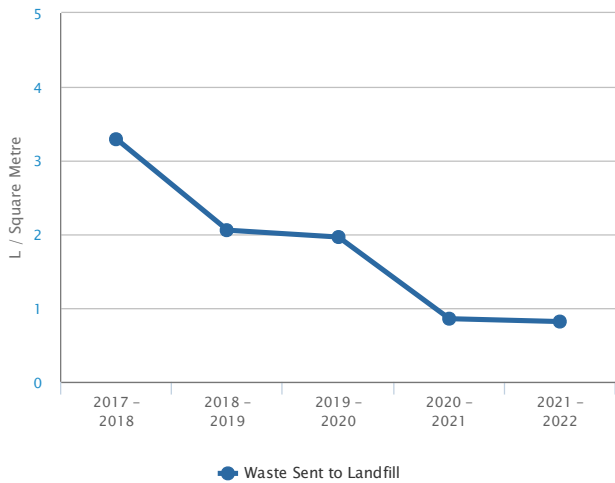
2021 - 2022 **No costs entered**



WASTE SENT TO LANDFILL

Per Square Metre

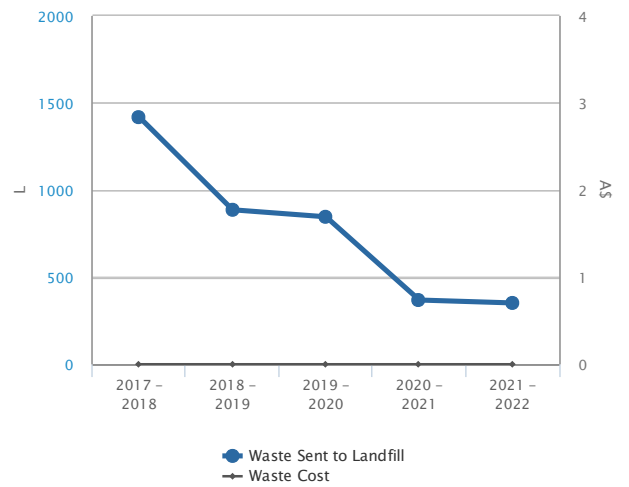
2021 - 2022 **0.817 L / Square Metre**



TOTAL WASTE SENT TO LANDFILL

2021 - 2022 **353 L**

2021 - 2022 **No costs entered**



EXPLORE YOUR PERFORMANCE

More information about your performance including trends and breakdowns can be found in MyEarthCheck.

RECOMMENDED ACTIONS



CORPORATE SOCIAL RESPONSIBILITY

1. AIM TO PROVIDE COMPETITIVE LEVELS OF PAY AND BENEFITS RELATIVE TO THE INDUSTRY AND LOCAL MARKETS IN WHICH YOU OPERATE.
2. OFFER STAFF THE OPTION OF A RETIREMENT FUND
3. MAINTAIN A SAFE AND SECURE WORK ENVIRONMENT THAT REINFORCES THE PRINCIPLES OF INTEGRITY AND RESPECT.
4. OFFER STAFF THE OPTION OF DENTAL & MEDICAL BENEFITS
5. IMPLEMENT EMPLOYMENT PRACTICES THAT ENCOURAGE DIVERSITY AND SUPPORTS THE ELIMINATION OF WORKFORCE DISCRIMINATION.
6. IF YOU WOULD LIKE PERSONALISED ADVICE ON CORPORATE SOCIAL RESPONSIBILITY STRATEGIES, PLEASE CONTACT EARTHCHECK.



WATER SAVINGS RATING

1. IMPLEMENT A REGULAR MAINTENANCE SCHEDULE FOR WATER DEVICES, PIPES AND SYSTEMS.
2. INSTALL LOW/DUAL FLUSH TOILETS TO REDUCE YOUR WATER CONSUMPTION.
3. INSTALL LOW FLOW TAP/FAUCET FITTINGS TO REDUCE YOUR WATER CONSUMPTION.
4. INSTALL LOW FLOW SHOWER FITTINGS TO REDUCE YOUR WATER CONSUMPTION.
5. CONSIDER COLLECTING, STORING AND/OR USING RAINWATER.
6. LEAKS AND WATER MONITORING FACTSHEET
7. REDUCING WATER CONSUMPTION (I) FACTSHEET
8. REDUCING WATER CONSUMPTION (II) FACTSHEET
9. IF YOU WOULD LIKE PERSONALISED ADVICE ON WATER SAVING STRATEGIES, PLEASE CONTACT EARTHCHECK.



COMMUNITY CONTRIBUTIONS RATING

1. CONSIDER SOURCING SUPPLIES LOCALLY, WHERE FEASIBLE.
2. ESTABLISH A PURCHASING POLICY FOR THE PROCUREMENT OF LOCAL PRODUCTS AND SERVICES.
3. PROVIDE LOCAL BUSINESSES THE OPPORTUNITY TO SELL PRODUCTS AND SERVICES TO YOUR BUSINESS E.G. IN THE GIFT SHOP.
4. PROVIDE TRAINING TO STAFF ON SUSTAINABILITY ISSUES
5. SUSTAINABLE COMMUNITIES
6. IF YOU ARE INTERESTED IN SUSTAINABILITY TRAINING, PLEASE CONTACT EARTHCHECK.